




Welcome to the weekly update for Reception.



Home Learning - 30/09/22

Phonics	Maths																				
<p>Please see the sounds we have learnt so far below.</p> <p>Practice saying these sounds (letter sounds not letter names please) and the sayings that go with them.</p> <p>Please see the link below to find out more about how we teach Phonics in Reception: <a href="https://www.youtube.com/watch?v=TkXcabDUg7Q">https://www.youtube.com/watch?v=TkXcabDUg7Q</a></p> <p>You could even look for things around your home that start with these sounds or practice forming the letters using playdough, paint, felt pens or even bubbles.</p> <p>Let us know how you get on by posting what you get up to on Google Classroom!</p>	<p>The children have learnt up to number 13 this week.</p> <p>Every child will have access to 'Ten Town', via a log in. The log in has been sent home on a slip of paper in bookbags today. Please follow the link below and practise some of the numbers we have learnt so far:</p> <p><a href="https://tentown.co.uk/login-page-child">https://tentown.co.uk/login-page-child</a></p>																				
<table border="0" style="width: 100%; text-align: center;"><tr><td data-bbox="193 1234 399 1411"></td><td data-bbox="399 1234 686 1411"></td><td data-bbox="686 1234 893 1411"></td><td data-bbox="893 1234 1165 1411"></td><td data-bbox="1165 1234 1396 1411"></td></tr><tr><td data-bbox="193 1411 399 1478">Maisie, mountain, mountain</td><td data-bbox="399 1411 686 1478">Around the apple and down the leaf</td><td data-bbox="686 1411 893 1478">Slither down the snake</td><td data-bbox="893 1411 1165 1478">Around the dinosaurs bottom and up to his neck</td><td data-bbox="1165 1411 1396 1478">Down the tower, across the tower</td></tr><tr><td colspan="5" data-bbox="193 1478 1396 1747"></td></tr><tr><td colspan="5" data-bbox="193 1747 1396 1874"><p data-bbox="686 1758 869 1803">Down the insects body and a dot for his head.</p></td></tr></table>							Maisie, mountain, mountain	Around the apple and down the leaf	Slither down the snake	Around the dinosaurs bottom and up to his neck	Down the tower, across the tower						 <p data-bbox="686 1758 869 1803">Down the insects body and a dot for his head.</p>				
																					
Maisie, mountain, mountain	Around the apple and down the leaf	Slither down the snake	Around the dinosaurs bottom and up to his neck	Down the tower, across the tower																	
 <p data-bbox="686 1758 869 1803">Down the insects body and a dot for his head.</p>																					

## Week Beginning 3rd October - Week 5

<p><b>Topic:</b> All About Me!</p> <p><b>Learning Focus:</b> My Eyes</p> <p><b>Key Text:</b> 'Brown Bear, Brown Bear What Can You See?' by Bill Martin Jr. and Eric Carle</p>	<p style="text-align: center;"><b>'All About Me' Learning</b></p> <p>(Personal, Social, Emotional, Physical Development/Communication &amp; Language, Understanding the World, Expressive Arts &amp; Design)</p> <ul style="list-style-type: none"> <li>● Learning about our eyes and how we look after them</li> <li>● Exploring light and dark</li> <li>● Exploring colours</li> <li>● Role play: opticians</li> <li>● Name writing</li> <li>● Preparations for our Harvest Service</li> </ul>	
<p style="text-align: center;"><b>Key Information</b></p> <p><b>Wednesday 5<sup>th</sup> October</b> - Forest School (please bring kit)</p> <p>Nasal flu sprays</p> <p>Phonics and Early Reading Meeting at 2.15pm and 5pm</p> <p><b>Thursday 6<sup>th</sup> October</b> - Harvest service in the Church at 1.30pm</p>	<p style="text-align: center;"><b>Phonics</b></p> <p>Focus sounds for the week:</p> <div style="display: flex; justify-content: space-around; align-items: flex-start;"> <div style="text-align: center;">  <p>Down Nobby and over his net</p> </div> <div style="text-align: center;">  <p>Down the pirates plait and around the pirates face</p> </div> </div> <div style="text-align: center; margin-top: 20px;">  <p>Round the girls face, down her hair and give her a curl</p> </div>	<p style="text-align: center;"><b>Maths</b></p> <p>Focus numbers for the week: 14, 15, 16</p> 