































Welcome to the weekly update for Reception.



Home Learning - 14/10/22

Phonics	Maths										
<p>Please see the sounds we have learnt so far below.</p> <p>Practice saying these sounds (letter sounds not letter names please) and the sayings that go with them.</p> <p>You could even look for things around your home that start with these sounds or practice forming the letters using playdough, paint, felt pens or even bubbles.</p> <p>Let us know how you get on by posting what you get up to on Google Classroom!</p>	<p>Please follow the link below to Ten Town and practise some of the numbers we have learnt so far:</p> <p>https://tentown.co.uk/login-page-child</p> <p>Focus numbers: 16, 17, 18</p>										
<table border="0"><tbody><tr><td data-bbox="193 1055 408 1232"><p>Maisie, mountain, mountain</p></td><td data-bbox="408 1055 639 1232"><p>Around the apple and down the leaf</p></td><td data-bbox="639 1055 871 1232"><p>Slither down the snake</p></td><td data-bbox="871 1055 1102 1232"><p>Around the dinosaurs bottom and up to his neck</p></td><td data-bbox="1102 1055 1396 1232"><p>Down the tower, across the tower</p></td></tr><tr><td data-bbox="193 1232 408 1408"><p>Down the insects body and a dot for his head.</p></td><td data-bbox="408 1232 639 1408"><p>Down Nobby and over his net</p></td><td data-bbox="639 1232 871 1408"><p>Down the pirates plait and around the pirates face</p></td><td data-bbox="871 1232 1102 1408"><p>Round the girls face, down her hair and give her a curl</p></td><td data-bbox="1102 1232 1396 1408"><p>All around the orange</p></td></tr></tbody></table>		 <p>Maisie, mountain, mountain</p>	 <p>Around the apple and down the leaf</p>	 <p>Slither down the snake</p>	 <p>Around the dinosaurs bottom and up to his neck</p>	 <p>Down the tower, across the tower</p>	 <p>Down the insects body and a dot for his head.</p>	 <p>Down Nobby and over his net</p>	 <p>Down the pirates plait and around the pirates face</p>	 <p>Round the girls face, down her hair and give her a curl</p>	 <p>All around the orange</p>
 <p>Maisie, mountain, mountain</p>	 <p>Around the apple and down the leaf</p>	 <p>Slither down the snake</p>	 <p>Around the dinosaurs bottom and up to his neck</p>	 <p>Down the tower, across the tower</p>							
 <p>Down the insects body and a dot for his head.</p>	 <p>Down Nobby and over his net</p>	 <p>Down the pirates plait and around the pirates face</p>	 <p>Round the girls face, down her hair and give her a curl</p>	 <p>All around the orange</p>							

Week Beginning 17th October - Week 7

<p>Topic: All About Me!</p> <p>Learning Focus: My Mouth</p> <p>Key Text: A letter from the Tooth Fairy</p>	<p style="text-align: center;">‘All About Me’ Learning</p> <p>(Personal, Social, Emotional, Physical Development/Communication & Language, Understanding the World, Expressive Arts & Design)</p> <ul style="list-style-type: none"> ● Learning about our teeth and how we look after them ● Learning how to brush our teeth through songs and games ● Role play: dentist ● Yoga 	
<p style="text-align: center;">Key Information</p> <p>Wednesday 19th October - Forest School (please bring kit)</p> <p>Thursday 20th October – Last day of term</p> <p>Friday 21st October – INSET DAY, school closed</p>	<p style="text-align: center;">Phonics</p> <p>Focus sounds for the week:</p> <div style="text-align: center;">  <p>Curl around the caterpillar</p> </div> <div style="text-align: center;">  <p>Down the kangaroo's body curl his tail and leg</p> </div>	<p style="text-align: center;">Maths</p> <p>Focus numbers for the week: 19, 20</p> <div style="text-align: center;">  </div>