







## Welcome to the weekly update for Reception.



Home Learning - 24/11/23

Phonics	Maths
<p>Please see the sounds we have been focusing on this week.</p> <p>Practice saying these sounds (letter sounds not letter names please) and the sayings that go with them.</p> <p>Please see the link below to find out more about how we teach Phonics in Reception: <a href="https://www.youtube.com/watch?v=TkXcabDUg7Q">https://www.youtube.com/watch?v=TkXcabDUg7Q</a></p> <p>You could even look for things around your home that start with these sounds or practice forming the letters using playdough, paint, felt pens or even bubbles.</p> <p>Please let us know what you get up to by posting on Google Classroom.</p>	<p>This week in Maths we have been focusing on composition and looking at parts/whole of a group.</p> <p>Have a go at collecting groups of objects. Can you see the parts? Can you see the whole?</p> 
	

**Week Beginning 27<sup>th</sup> November - Week 5**

<p><b>Topic:</b> Sparkle, Shimmer and Shine!</p> <p><b>Learning Focus:</b> Light and Dark</p> <p><b>Key Text:</b> 'Can't You Sleep Little Bear?' by Martin Waddell</p>	<p align="center"><b>'Sparkle, Shimmer and Shine' Learning</b> (Personal, Social, Emotional, Physical Development/Communication &amp; Language, Understanding the World, Expressive Arts &amp; Design)</p> <ul style="list-style-type: none"> <li>● Exploring light and dark</li> <li>● Learning and shadows</li> <li>● Making shadow puppets</li> <li>● Christmas Nativity singing</li> <li>● Dough disco!</li> </ul>	
<p align="center"><b>Key Information</b></p> <p><b>Monday 27<sup>th</sup> November – PE</b></p> <p><b>Wednesday 29<sup>th</sup> November – PE and Forest School</b></p>	<p align="center"><b>Phonics</b></p> <p align="center">Focus sounds for the week:</p> <p align="center">        </p>	<p align="center"><b>Maths</b></p> <p align="center">Focus for the week:</p> <p>Comparing sets: exploring the concept of 'whole' and 'part'.</p>