













Welcome to the weekly update for Reception.






Home Learning - 01/12/23

Phonics	Maths										
<p>Please see the sounds we have been focusing on this week.</p> <p>Practice saying these sounds (letter sounds not letter names please) and the sayings that go with them.</p> <p>Please see the link below to find out more about how we teach Phonics in Reception: https://www.youtube.com/watch?v=TkXcabDUg7Q</p> <p>You could even look for things around your home that start with these sounds or practice forming the letters using playdough, paint, felt pens or even bubbles.</p> <p>Please let us know what you get up to by posting on Google Classroom.</p>	<p>This week in Maths we have been focusing on the composition of 3, 4, and 5.</p> <p>Have a go at making 3, 4 and 5 using different objects at home or outside and representing them in different ways.</p> <table border="1" data-bbox="863 792 1342 981"><tr><td></td><td></td><td></td><td></td><td></td></tr><tr><td></td><td></td><td></td><td></td><td></td></tr></table>										
											



Week Beginning 4th December - Week 6

<p>Topic: Sparkle, Shimmer and Shine!</p> <p>Learning Focus: Hannukah</p> <p>Key Text: 'Hannukah Bear' by Eric Kimmell</p>	<p align="center">'Sparkle, Shimmer and Shine' Learning (Personal, Social, Emotional, Physical Development/Communication & Language, Understanding the World, Expressive Arts & Design)</p> <ul style="list-style-type: none"> ● Learning about the celebration of Hannukah ● Making Menorah candles ● Christmas Nativity singing and practise. ● Dough disco! 	
<p align="center">Key Information</p> <p>Monday 4th November – PE</p> <p>Wednesday 6th November – PE (No Forest School)</p>	<p align="center">Phonics</p> <p>Focus sounds for the week:</p> <div align="center">  </div> <div align="center">  <p>Thing on a string</p> </div> <div align="center">  <p>I think I stink</p> </div>	<p align="center">Maths</p> <p>Focus for the week:</p> <p>Matching numerals to quantities within 10.</p> <p>Verbal counting beyond 20.</p>